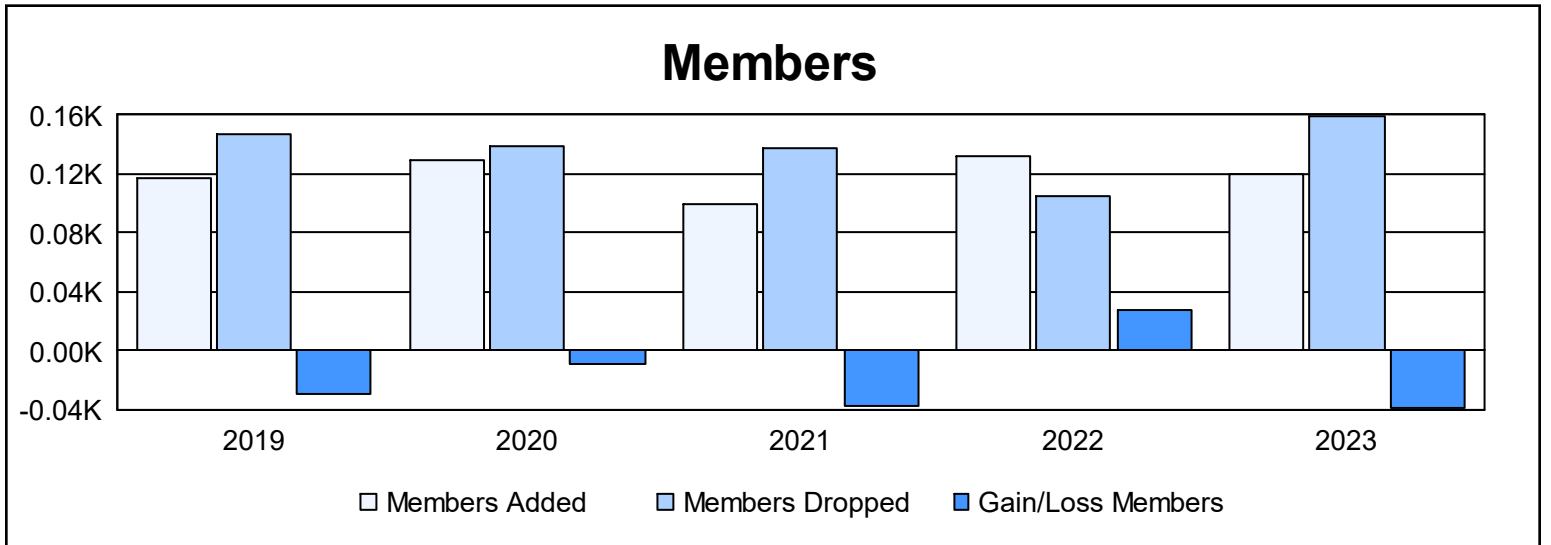
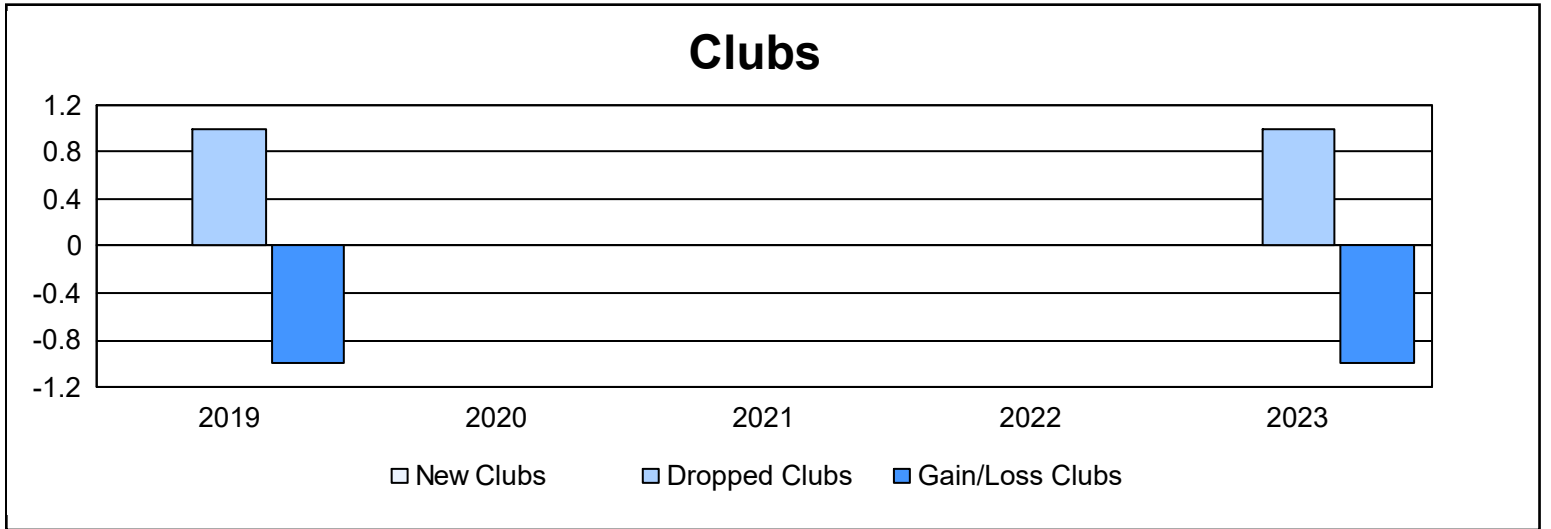
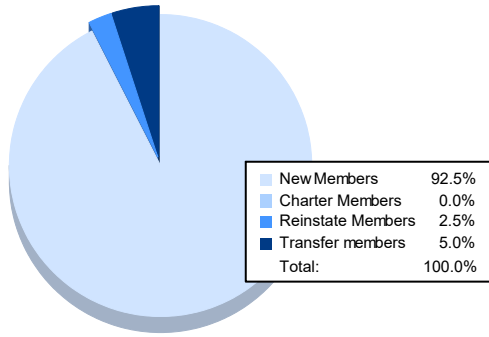


Year	New Clubs	Dropped Clubs	Gain/ Loss Clubs	New Members	Charter Members	Reinstate Members	Transfer Members	Total Member Added	Total Members Dropped	Gain/ Loss Members
2018-2019	0	1	-1	108	0	7	2	117	147	-30
2019-2020	0	0	0	118	0	4	8	130	139	-9
2020-2021	0	0	0	94	0	3	2	99	137	-38
2021-2022	0	0	0	128	0	2	2	132	105	27
2022-2023	0	1	-1	111	0	3	6	120	159	-39
<b>Average</b>	<b>0</b>	<b>0</b>	<b>0</b>	<b>112</b>	<b>0</b>	<b>4</b>	<b>4</b>	<b>120</b>	<b>137</b>	<b>-18</b>



### Membership Composition June 2023 Cumulative



### Gender Composition June 2023 Cumulative

